










SB2+ ROUTER RESET

- Place something small such as a pin or paperclip into the reset hole (marked above) for 10 seconds.
- Once the reset is completed you will notice that the lights on the modem will change. Please see the chart below for the light meanings:

	NO LIGHT	No power
	SOLID WHITE	Initial power up
	PULSING WHITE	Attempting network entry
	SOLID BLUE	Online
	PULSING BLUE	Updating software
	PULSING ORANGE	Installation mode
	SOLID RED	Device reboot required. If color doesn't change for 5 minutes, call Exede for service.
	PULSING RED	Fault detected. Call Exede for service.